

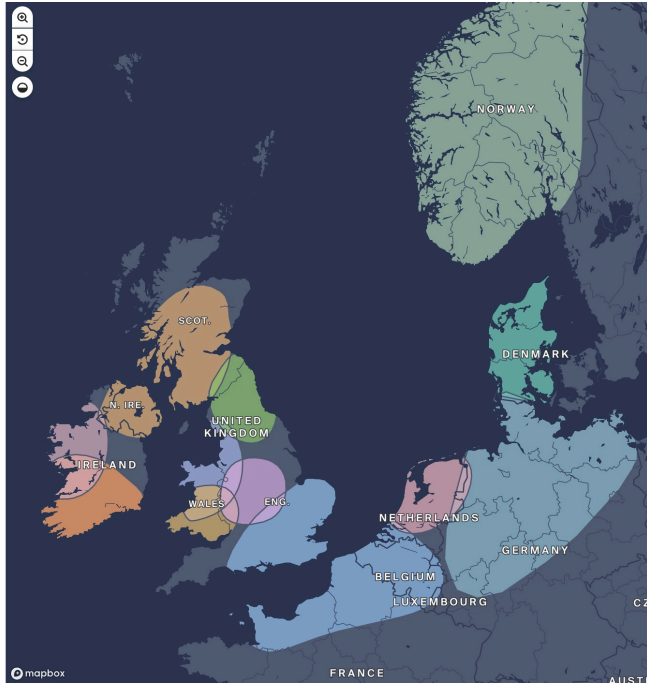


## Don's 12 ancestral regions

21%	North East England	New →
21%	Southeastern England & Northwestern Europe	New →
18%	Munster, Ireland	New →
12%	Connacht, Ireland	New →
7%	Central Scotland & Northern Ireland	→
4%	Denmark	→
4%	Northwestern Germany	New →
3%	The Netherlands	→
3%	West Midlands	New →
3%	Southern Wales	New →
2%	Norway	→
2%	Northern Wales & North West England	New →

Updated October 2025. [See what changed and FAQs](#)

We compare your DNA against a world-wide reference panel to see which populations your DNA looks most like. [How do we calculate this?](#)



## Don's 4 ancestral journeys

Learn where your ancestors likely lived and moved in the past 300 years.  
[How this works](#)

### Southern Appalachia Settlers →

Western North Carolina Settlers

5+ people from your tree

[View timeline >](#)

### Georgia & Florida Settlers →

Northern Georgia & Surrounding Area Settlers

Northwestern Georgia & Border Settlers

Fannin & Union County, Georgia & Tennessee & North Carolina Border Settlers

5+ people from your tree

[View timeline >](#)

### Northern New England Settlers →

Nova Scotia, New Brunswick & Maine Border Settlers

5+ people from your tree

[View timeline >](#)

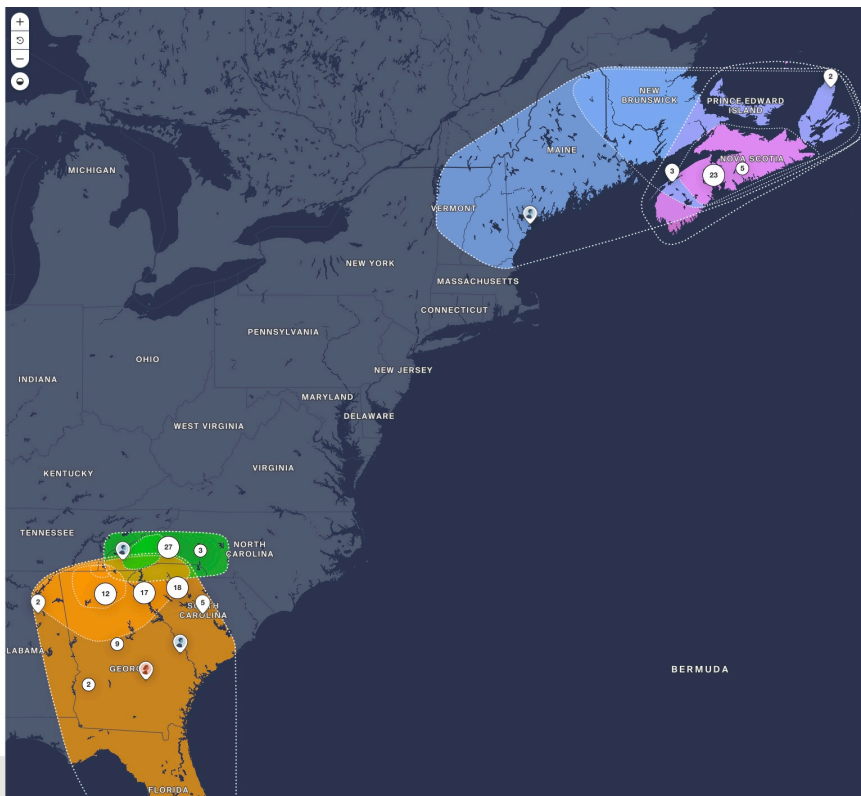
### Nova Scotia & Prince Edward Island Settlers →

Nova Scotia Settlers

5+ people from your tree

[View timeline >](#)

[Share](#)



Same data, more detail. This chart shows the percentages of each region you inherited from your parents. Added together, the percents from each parent for a region equals your percent for that region.

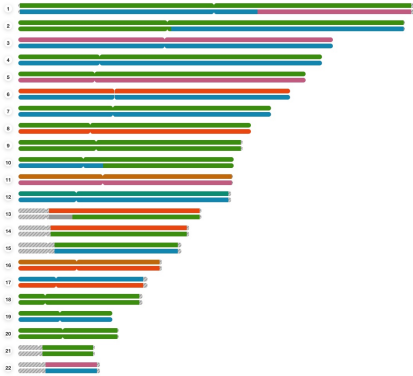
Region	Maternal	Paternal	You
Total: 12	50%	50%	100%
● North East England	17%	4%	21%
● Southeastern England & Northwestern Europe	19%	2%	21%
● Munster, Ireland	3%	15%	18%
● Connacht, Ireland	0%	12%	12%
● Central Scotland & Northern Ireland	1%	6%	7%
● Denmark	4%	0%	4%
● Northwestern Germany	0%	4%	4%
● The Netherlands	0%	3%	3%
● West Midlands	3%	0%	3%
● Southern Wales	3%	0%	3%
● Norway	0%	2%	2%
● Northern Wales & North West England	0%	2%	2%



**Don Braffitt**

Chromosome painter

Check out the regions "painted" onto the chromosomes for Don.



Regions

● England & Northwestern Europe

● Ireland

● Scotland

● Germanic Europe

● Wales

● Sweden

⊞ Not tested

⊞ Unassigned