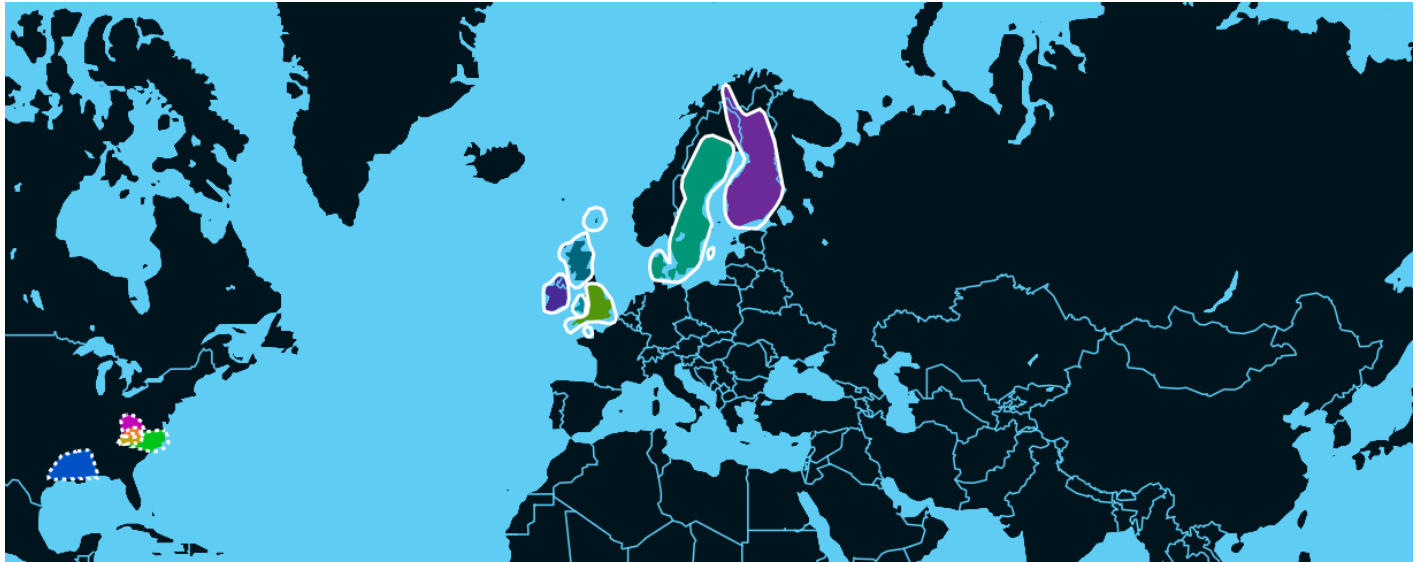




Your AncestryDNA Results reveal your unique story – who your ancestors were and where they came from.

Results as of: 18 Aug 2022

DNA Results Summary for Doris Johnson Will



© Mapbox, © OpenStreetMap

Ethnicity Estimate

- England & Northwestern Europe 56%
- Sweden & Denmark 16%
- Wales 9%
- Scotland 9%
- Ireland 9%
- Finland 1%

Additional Communities

- South Central Appalachia Settlers
- Southwestern Virginia & Northwestern North

- Carolina Settlers
- North Carolina Piedmont Settlers
- North Carolina High Country Settlers
- Central Appalachia Settlers
- Southwestern Virginia & Eastern Kentucky Settlers
- North Carolina Settlers
- Upper Yadkin River Valley Settlers
- North Carolina Piedmont & Appalachia Settlers
- Western Gulf States Settlers

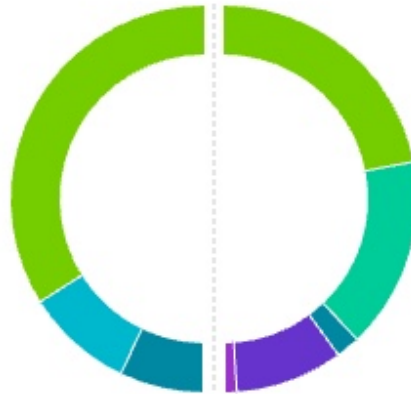


Doris Johnson Will

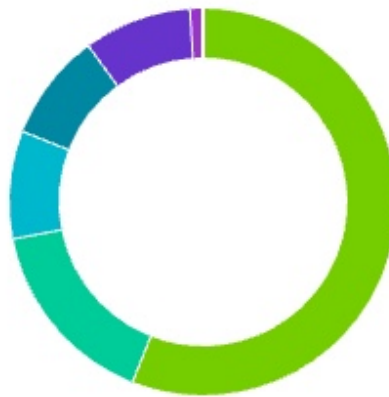
Ethnicity inheritance

These are the ethnicity regions Doris Johnson inherited from each parent

Parent 1 Parent 2

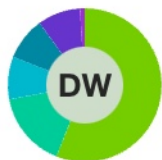


Doris Johnson



Ethnicity inheritance

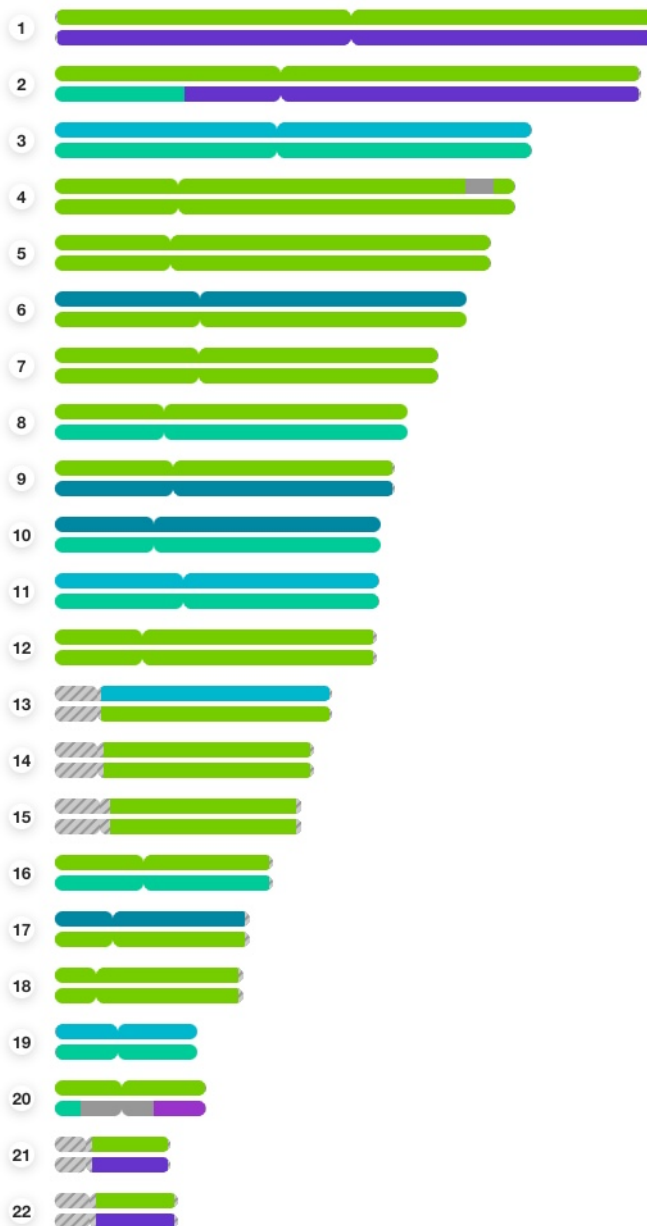
● England & Northwestern Europe	56%
● Sweden & Denmark	16%
● Wales	9%
● Scotland	9%
● Ireland	9%
● Finland	1%



Doris Johnson Will

Chromosome painter

Check out the ethnicities "painted" onto the chromosomes for Doris Johnson.



Regions

● England & Northwestern Europe

● Sweden & Denmark

● Wales

● Scotland

● Ireland

● Finland

▨ Not tested

● Unassigned